

Product Usage Guide

Professional

BB020-75



Health & Safety


Please refer to relevant COSHH Safety Data Sheet



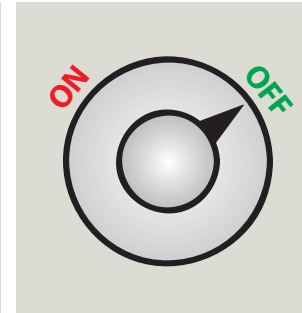
Scan for further product details



1 Use appropriate PPE as indicated in COSHH/REACH data and place Safety Signs.



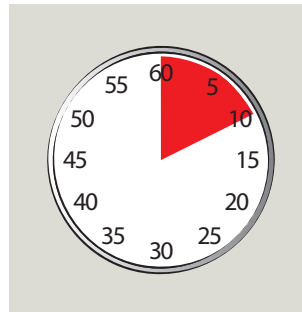
2 Warm the oven to 40-45°C.



3 Turn off appliance.



4 Spray onto surface.



5 Leave for a few minutes.



6 Agitate with brush or scouring pad.



7 Wipe off all traces with a clean wet cloth.



8 Remove Safety Signs.



Not to be used on the exterior of ovens, Aluminium, painted, easy clean or self-cleaning surfaces.