

Beer Pipeline Cleaner

Product Usage Guide

Professional

BB140-5

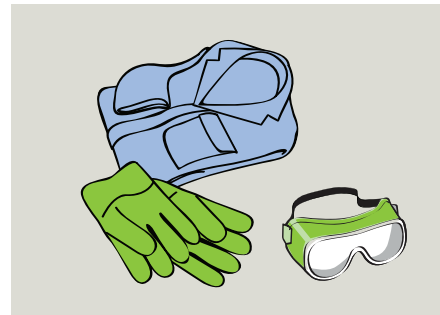


Health & Safety

Please refer to relevant COSHH Safety Data Sheet



Scan for further product details



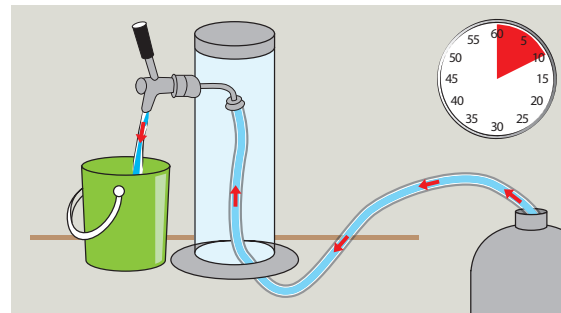
1 Use appropriate PPE as indicated in the Safety Data Sheet.



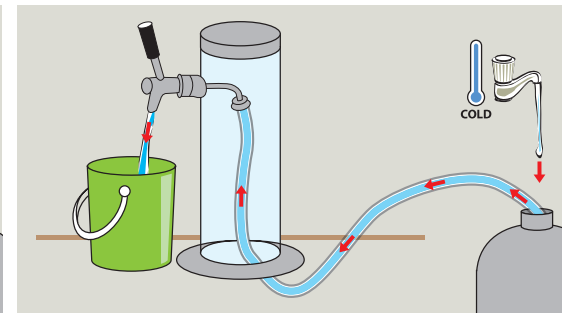
2 Place Safety Signs.



3 Dilute 80ml per 5 litres of lukewarm water.



4 Draw solution through pipes and leave for 10 minutes.



5 Flush through with clean cold water until all residue is removed.



6 Remove Safety Signs.