

Foaming Bactericidal Cleaner



Product Usage Guide

Professional



BC010-5



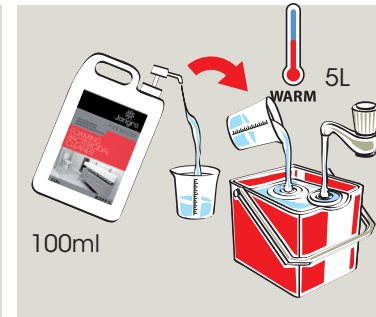
General Cleaning



1 Use appropriate PPE as indicated in the Safety Data Sheet.



2 Place Safety Signs.



3 Dilute 100ml per 5 litres of warm water.



4 Mop or wipe surface.




5 Once surface is dry remove Safety Signs.

Baths and Showers



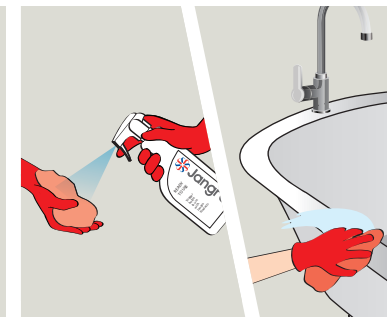
1 Use appropriate PPE as indicated in the Safety Data Sheet.



2 Place Safety Signs.



3 Pour undiluted solution into bottle fitted with foaming spray.



4 Spray cloth and wipe clean surface.



5 Once surface is dry remove Safety Signs.

Health & Safety

Please refer to relevant COSHH Safety Data Sheet



Scan for further product details



Not for use on cast iron enamelled baths, marble or limestone.

www.jangro.net